

CITOCUT plasma cutting range

Cutting all materials from 0.1 to 50 mm
with the maximum quality and reliability.



2007-899

The plasma expert



The plasma process

Principles

Plasma arc, created from a combination of direct electric current and gas flow, is strongly constricted by a nozzle which gives the resulting jet formidable, thermal and kinetic energy. The transfer of this energy to the part to be cut results in localized melting of the metal and its ejection from the cut.



Performance

To maximize the service life of the wear parts: electrodes, nozzles and guide shoes, it is important to pay close attention to the conditions for piercing in mid-plate, and also to the main cutting parameters. The correct combination of settings, according to the thickness to be cut - power, nozzle diameter, gas flow rate, separation distance, speed of movement of the torch – yields optimum results in terms of width of cut, lead angle, spatters and smooth cut surface with very little dross.

Plasma gouging



The plasma gouging process is performed with a standard plasma cutting torch by only changing the nozzle, the skirt and the skate. Using the same principle of plasma cutting it

allows metal to be removed in an efficient, precise and clean way.

The benefits of the CITOCUT systems are :

- reduced noise and smoke compared with other thermal gouging methods,
- high metal removal rate (up to 12 kg / hour) with superior precision,
- reduced risk of carbon contamination compared with the arc gouging process,
- possibility to gouge ferrous and non-ferrous metals.

Drag cutting



The direct contact between the cutting nozzle and the workpiece provides several benefits in comparison with the "distance cutting" method. This particular position allows most of the smoke, spatters and arc radiation to be kept under

the metal sheet thus protecting the operator.

The result of a drag cut is very clean and the resulting kerf is a much more narrow, superior precision quality cut. The drag cutting process is ideal up to 8 mm thickness for all those applications where accuracy is required.

Capacity

Plasma cutting equipment is characterized by the thicknesses that it is capable of :

- Piercing in mid-plate, with minimum risk for nozzles and guide shoes.



- Cutting with satisfactory quality and a comfortable cutting speed.



- Separation cutting at the limits of capacity.





2007-064



2007-118




2007-280

Selection table

Product name	Main supply	Weight	Dimensions (mm)	Output current	Duty cycle @ 40° C	Display	Gouging	Auto. option*	Cutting gas	Technology	Cooling
CITOCUT Kompessor	1-ph 230 V or 1-ph 110 V	12 kg	410 x 180 x 310	10 - 20 A	20 A - 50% or 20 A - 20%	Yes	No	No	Air	Inverter	Air
CITOCUT 10i	1-ph 230 V	8 kg	380 x 150 x 310	10 - 30 A	30 A - 35%	Yes	No	No	Air	Inverter	Air
CITOCUT 20i	3-ph 230 V to 400 V	25 kg	435 x 235 x 380	20 - 65 A	65 A - 50%	Yes	Yes	Yes	Air	Inverter	Air
CITOCUT 40i	3-ph 400 V	35 kg	720 x 310 x 430	10 - 120 A	120 A - 60%	Yes	Yes	Yes	Air	Inverter	Air
CITOCUT 25	3-ph 220/230/380/400 V	80 kg	500 x 855 x 705	30 / 50 / 80 A	80 A - 40%	No	No	No	Air	Transformer	Air
CITOCUT 40	3-ph 220/230/380/400 V	125 kg	500 x 855 x 705	35 / 50 / 85 / 120 A	120 A - 50%	No	No	No	Air	Transformer	Air
NERTAJET 50	3-ph 230/400/415/440 V	260 kg	1170 x 710 x 1200	20 / 40 / 60 / 100 / 150 A	150 A - 100%	No	Yes	Yes	Air / N ² Ar / H ²	Chopper	Water

*Device for connection to an automatic cutting machine.



CITOCUT Kompressor-single phase portable cutter



2004-038

It is the portable solution with built-in air compressor for manual plasma cutting. Some of the user benefits are: a built-in air compressor to cut everywhere with just a 16 A domestic plug, possibility to regulate the cutting current up to 20 A (to cut up to 6 mm - severance cut on carbon steel). The digital display of the parameters allows an easy and precise interface to achieve the best results in a simple way. All this performance and only 12 kg, it is the lightest unit on the market.

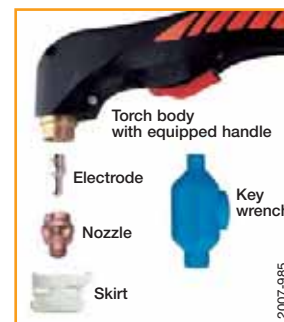


2006-801

CITOCUT Kompressor

Product features

- High tech, microprocessor control and digital display.
- High quality contact cut, genuine cut up to 4 mm and severance cut up to 6 mm.
- Low air and current consumption.
- Increased safety due to the patented features of its new torch.
- Light: easy to transport everywhere, (only 12 kg).
- No HF: starting with blow-back prevention from HF pollution.



2007-985

Technical characteristics	CITOCUT Kompressor	
Primary input	Single phase input	230 V - 50-60 Hz
	Max. input	16 A
Output	Cutting current	10 - 20 A
	Duty cycle at 40 °C	20 A at 50 %
Protection index	IP 23	
Insulation class	H	
Standards	EN 60974-1 ; EN 60974-10	
Dimensions (l x w x h)	435 x 185 x 306 mm	
Net weight	12 kg	
To order		
Packages including:		
- a power source, CITOCUT K (230 V) a torch 4 m, a 3 m earth cable with clamp, a set of wear parts, a 3 m primary cable	W 000 260 941	
- a power source, CITOCUT K (110 V) a torch 4 m, a 3 m earth cable with clamp, a set of wear parts, a 3 m primary cable	W 000 264 805	
Wear parts for CITORCH P 5		
FL electrode	W 000 302 589	
FL 0.65 nozzle	W 000 302 628	
TN skirt for drag cutting	W 000 302 632	
Wrench	W 000 302 612	
Adds-ons		
Cutting compass	W 000 302 512	

INTEGRATED COMPRESSOR TECHNOLOGY

With the reduction of size and weight for compressors and inverter power sources it is now possible to produce a new generation of plasma units needing only a 16 A power supply to cut. The built-in compressor provides the air for both the plasma and cooling flow and allows cutting of all metals up to 4 mm with a quality cut and 6 mm with a severance cut.



2007-983

CITOCUT 10i



This lightweight set provides a cutting current up to 30 A, to cut with genuine quality up to 8 mm (severance 10 mm). Controlled by a microprocessor, this electronic unit shows parameters and messages through the digital display. The drag cutting patented wear parts, with quick connection system assure the maximum productivity and quality. The pressure is measured with an electronic sensor and the inverter technology allows low current consumption. The safety of the operator is assured by the design of the torch and the double action trigger.



CITOCUT 10i

Product features


- High tech: microprocessor control and digital display.
- High quality contact cut: genuine cut up to 8 mm and severance cut up to 10 mm.
- Low air and current consumption.
- High operator safety due to the patented CITORCH P torch.
- Light: easy to transport, weight only 8 kg.
- Reliable and strong: robust design.



Technical characteristics		CITOCUT 10i
Primary input	Single phase input	230 V - 50-60 Hz
	Effective input	16 A
Output	Cutting current	10 - 30 A
	Duty cycle at 40 °C	25 A at 60 % 30 A at 35 %
Compressed air		4 bars - 100 l/min
Protection index		IP 23
Insulation class		H
Standards		EN 60974-1 ; EN 60974-10
Dimensions (l x w x h)		435 x 185 x 306 mm
Net weight		8 kg
To order		
Package including	a power source, a torch 5 m, a 3 m earth cable with clamp, a set of wear parts, a 3 m primary cable	W 000 261 819
Wear parts for CITORCH P 10		
	FL electrode	W 000 302 589
	FL 0.8 nozzle	W 000 302 586
	TN skirt for drag cutting	W 000 302 632
	Wrench	W 000 302 612
Adds-ons		
	Cutting compass	W 000 302 512

BLOW-BACK "CLEAN STARTING" ADVANTAGES

Blow back technology, based on the movement of the electrode during the ignition phase, is much cleaner and safer compared with traditional High Frequency starting. "Clean" because the electromagnetic emissions are at a minimum level, which means protection



for other electronic devices such as computers, NC machines. "Safe" because there is no risk of high frequency dispersion and of interference with other machines.

CITOCUT 20i: the power of technology



With its portability and high power, this new unit is perfect for all maintenance operations. The duty cycle at 40 °C allows use for heavy duty operations, including automatic applications and gouging. The autolink feature and the digital display give the maximum flexibility together with top performance.



CITOCUT 20i - Front panel

1. Cutting mode
2. Grid cutting
3. Gouging
4. Air pressure setting
5. Alarm indicator
6. Reset button
7. Setting knob
8. Digital display

CITOCUT 20i

Product features

- High quality cut due to the patented OERLIKON technology.
- Heavy duty cycle 50 % at 40°C for intensive applications.
- Autolink function.
- Light (25kg), small and powerful (up to 20 mm thickness).
- Easy to use due to the digital display.
- Automatic option* (available in 2008).
- Gouging possibilities.

Technical characteristics		CITOCUT 20i
Primary input	Input voltage three phases	230 V - 400 V with autolink 50/60 Hz
	Max. input current at 400 V	20.9 A
	Max. input current at 230 V	32 A
Output	Cutting current	20 - 65 A
	Duty cycle at 40 °C 400 V	65 A at 60 % 50 A at 100 %
	Duty cycle at 40 °C 230 V	40 A at 100 %
Compressed air		5 bars - 180 l/min
Protection index		IP 23S
Insulation class		H
Standards		EN 60974-1 ; EN 60974-10
Dimensions (l x w x h)		435 x 235 x 380 mm
Net weight		25 kg
To order		
Package including		
a power source, a torch 5 m, a 3 m earth cable with clamp, a 5 m air cable, a set of wear parts, a 6 m primary cable		W 000 262 494
Wear parts for CITORCH P 25 for CITOCUT 20i		
	FL electrode	W 000 302 589
	L 1.2 nozzle	W 000 302 588
	TN skirt for drag cutting	W 000 302 632
	TN skirt for distance cutting	W 000 302 590
	Wrench	W 000 302 612
Adds-ons		
	Cutting compass	W 000 302 512
	Auto option	W 000 265 597

*Device for connection to an automatic cutting machine.

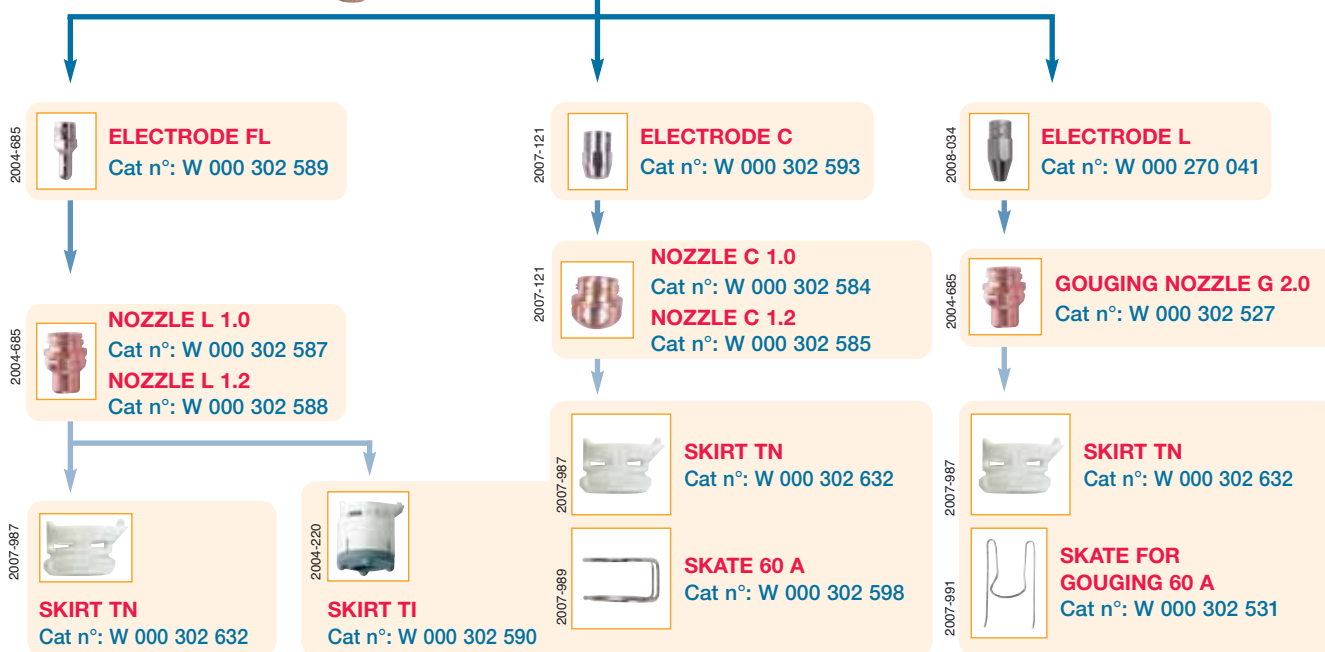


Light
Powerful
Flexible
Robust

INVERTER ADVANTAGES

The inverter technology provides at least 3 decisive advantages that assure a very quick pay-back for this kind of installation:

- High efficiency (~99%) and low power consumption, around 30% less than an equivalent transformer.
- Light weight (4 times less than a traditional unit) and small size, with the possibility to carry the units and move them easily for flexible on-site use.
- Continuous current setting with flat DC current that gives a superior quality cut with a very smooth cut surface.



Drag cutting from
0.1 to 8 mm.

Distance cutting from 1 to 20 mm.

Plasma gouging

CITOCUT 40i, the top performer



1909-03

NEW



2007-118

DIGITAL CONTROL AND DIGITAL DISPLAY ADVANTAGES

- Repeatability of the parameters.
- Precise current and pressure control.
- Possibility to display the machines parameters, such as internal temperature or primary supply voltage for total control of the process.
- Easy interface and messages from the machine for warning purpose assuring high safety and reliability.

CITOCUT 40i - Front panel



2007-116

1. Digital display.
2. Setting knob.
3. Reset button.
4. LEDs of operating mode.
5. On/Off switch.

*Device for connection to an automatic cutting machine.

CITOCUT 40i

Product features

- Lightweight (35 kg).
- Cuts up to 40 mm.
- Perfect quality cut due to patented consumables.
- Quick connection torch for easy maintenance and switch to automatic version.
- Gouging position.
- Digital display for ease of use.
- Heavy duty cycle 60 % at 40 °C.
- Automatic option* (available in 2008).

Technical characteristics		CITOCUT 40i
Primary input	Input voltage 3 phases	400 V - 50/60 Hz
	Max. input current	40.3 A
Output	Cutting current	10 - 120 A
	Duty cycle at 40 °C 400 V	120 A at 60 % 100 A at 100 %
Compressed air		5 bars - 200 l/min
Protection index		IP 23S
Insulation class		H
Standards		EN 60974-1 ; EN 60974-10
Dimensions (l x w x h)		720 x 310 x 430 mm
Net weight		35 kg
To order		
Package including a power source, a torch 6 m, a 3 m earth cable with clamp, a 5 m air cable, a set of wear parts, a 6 m primary cable		W 000 262 495
Wear parts for CITORCH P 45 for CITOCUT 40i		
	FL electrode	W 000 302 589
	C electrode	W 000 302 593
	L 1.2 nozzle	W 000 302 587
	C 1.6 nozzle	W 000 270 006
	Drag skirt	W 000 302 521
	Distance skirt	W 000 302 520
	Skate 120 A	W 000 302 518
	Wrench	W 000 302 612
Adds-ons		
	Cutting compass	W 000 302 512
	Trolley	W 000 265 598
	Auto option	W 000 265 597

2007-117



- Maximum power
- Minimum weight

CITOCUT 40i is the most powerful unit on the market based on advanced inverter technology. With 120 A at 60% duty cycle at 40 °C, it is the ideal solution for intensive applications up to 40 mm thickness. This superior performance and the quick torch connection also allows it to be used for automatic applications. The digital display provides a precise and repeatable control of the cutting parameters to achieve the maximum quality.

PLASMA TROLLEY

Cat n°: W 000 265 598

A trolley is also available for easier transportation and to store all accessories.



2007-880

2007-121



2004-685



ELECTRODE FL

Cat n°: W 000 302 589

2008-031



NOZZLE FL 0.65

Cat n°: W 000 302 628

NOZZLE FL 0.8

Cat n°: W 000 302 586

NOZZLE L 1.0

Cat n°: W 000 302 587

NOZZLE L 1.2

Cat n°: W 000 302 588

2007-121



SKIRT DRAG 120 A

Cat n°: W 000 302 521

2007-121



ELECTRODE C

Cat n°: W 000 302 593

2007-121



NOZZLE C 1.0

Cat n°: W 000 302 584

NOZZLE C 1.2

Cat n°: W 000 302 585

NOZZLE C 1.4

Cat n°: W 000 302 525

NOZZLE C 1.6

Cat n°: W 000 270 006

2007-121



SKIRT DISTANCE 120 A

Cat n°: W 000 302 520

SKATE 120 A

Cat n°: W 000 302 518

2008-034



ELECTRODE L

Cat n°: W 000 270 041

2004-685



GOUGING NOZZLE G 2.2

Cat n°: W 000 302 529

2007-993



SKIRT FOR GOUGING 120 A

Cat n°: W 000 302 536

2007-993



SKATE FOR GOUGING 120 A


Cat n°: W 000 302 533

Drag cutting from 0.1 to 8 mm.

Distance cutting from 1 to 40 mm.

Plasma gouging

CITOCUT 25 and 40 - 3 ph industrial cutters



With this machine using proven traditional technology, cutting is simpler and safer than ever. Delivered ready to use with cutting torch, air hose and wear parts starting set.

The selection of one of the 3 steps allows cutting up to 25 mm on carbon steel. Its heavy duty cycle 40% at 40 °C makes it suitable for intensive applications. And the IP 23 protection index indicates that this unit is suitable for outdoor use.

CITOCUT 25

Product features


- Powerful: 80 A with 40% at 40°C duty cycle.
- 3 steps to simplify the selection of the right current according to the thickness to be cut.
- Maximum quality and safety with the patented torch.
- Drag cutting up to 8 mm for maximum quality.
- Delivered ready to use.
- IP 23 for use on outdoor sites.
- 4 wheels and a strong design for intensive industrial use.



Technical characteristics		CITOCUT 25
Primary input	Input voltage 3 phases	220/230/380/400 V - 50-60 Hz
	Max. input current	49/47/28.5/27 A
Output	Cutting current	30 - 50 - 80 A
	Duty cycle at 40 °C 400 V	80 A at 40 %
		50 A at 80 % 30 A at 100 %
Compressed air		5 bars - 180 l/min
Protection index		IP 23
Insulation class		H
Standards		EN 60974-1 ; EN 60974-10 ; EN 60974-7
Dimensions (l x w x h)		500 x 855 x 755 mm
Net weight		80 kg
To order		
Package including a power source, a torch 5 m, a 3 m earth cable with clamp, a 5 m air cable, a set of wear parts, a 6 m primary cable		W 000 261 829
Wear parts for CITORCH P 25 for CITOCUT 25		
	FL electrode	W 000 302 589
	C electrode	W 000 302 593
	L 1.2 nozzle	W 000 302 588
	C 1.4 nozzle	W 000 302 525
	Drag skirt	W 000 302 632
	Distance skirt	W 000 302 590
	Skate	W 000 302 598
	Wrench	W 000 302 612
Adds-ons		
	Cutting compass	W 000 302 512

TRANSFORMER TECHNOLOGY ADVANTAGES

- Reliable due to its power circuit, without electronic components.
- Easy to repair.
- Easy to use and to set with the current step selector.





Cutting capacity up to 40 mm thick carbon steel with 50% duty cycle at 40°C makes this unit a unique combination of power, reliability and simplicity.

The transformer technology, coupled to the new CITORCH P, assures the best cutting quality at a very attractive price.

CITOCUT 40

Product features

- High cutting capacity: 40 mm with 120 A.
- High duty cycle: 50% at 40 °C.
- 4 steps for setting the current according to the thickness to cut.
- IP 23 for indoor and outdoor applications.
- High quality cut with drag cutting nozzles.
- Delivered ready to use with 6m torch, air hose, primary cable, earth cable, starting set of wear parts.



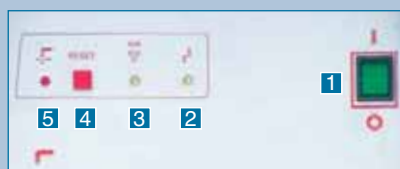
Technical characteristics		CITOCUT 40
Primary input	Input voltage 3 phases	220/230/380/400 V - 50-60 Hz
	Max. input current	74/71/42/40 A
Output	Cutting current	30 - 50 - 85 - 120 A
	Duty cycle at 40 °C 400 V	120 A at 50 %
		85 A at 75 %
	50 A at 100 %	
Compressed air		5.5 bars - 220 l/min
Protection index		IP 23
Insulation class		H
Standards		EN 60974-1 ; EN 60974-10 ; EN 60974-7
Dimensions (l x w x h)		500 x 855 x 755 mm
Net weight		125 kg
To order		
Package including a power source, a torch 6 m, a 3 m earth cable with clamp, a 5 m air cable, a set of wear parts, a 6 m primary cable		W 000 261 828
Wear parts for CITORCH P 40 for CITOCUT 40		
	FL electrode	W 000 302 589
	C electrode	W 000 302 593
	L 1.2 nozzle	W 000 302 585
	C 1.8 nozzle	W 000 302 522
	Drag skirt	W 000 302 521
	Distance skirt	W 000 302 520
	Skate	W 000 302 518
	Wrench	W 000 302 612
Adds-ons		
	Cutting compass	W 000 302 512



NEW DESIGN

- A** 4 wheels for indoor and outdoor use.
- B** Rubber frame for shock prevention.
- C** Air filter regulator protection.

CITOCUT 40 - Front panel



1. On/Off switch.
2. Protection on.
3. Insufficient pressure
4. Reset Button.
5. Shield cup disconnected.

NERTAJET 50



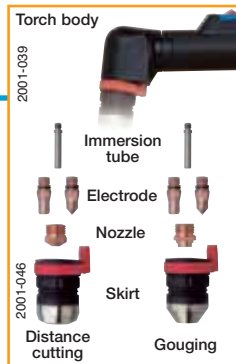
The NERTAJET 50 belongs to the top of the plasma cutting range. With its 100% duty cycle up to 150 A, it is possible to cut a 50 mm thickness. In addition, this power source can be used for automatic applications with the adapted liquid cooled torch.

One of the several advantages is the possibility to use an Argon-Hydrogen mix to cut stainless steel and aluminium with the maximum quality. An efficient set for plasma gouging is also available.

NERTAJET 50

Product features

- 150 A at 100% to cut up to 50 mm.
- Built-in liquid cooling unit.
- Possibility to cut with compressed air, Nitrogen and Argon/Hydrogen for maximum quality.
- Double flux to protect the cutting zone.
- Gouging option.
- Automatic cycle version available.



Technical characteristics		NERTAJET 50
Primary input	Input voltage 3 phases	230/400/415/440 V - 50-60 Hz
	Max. input current	108.8/62.6/60.3/56.9 A
Output	Cutting current	20 - 40 - 60 - 100 - 150 A
	Duty cycle at 40 °C 400 V	150 A at 100 %
Cooling		water
Compressed air		6 bars - 170 l/min
Protection index		IP 23
Insulation class		H
Standards		EN 60974-1 ; EN 60974-10 ; EN 60974-7
Dimensions (l x w x h)		1 170 x 710 x 1 200 mm
Net weight		260 kg
To order		
Power source only		W 000 305 077
Package air including a power source, a torch 6 m, a 3 m earth cable with clamp, a 5 m air cable, a set of wear parts, protection kit		W 000 305 078
Package Ar/H ² & N ² including a power source, a torch 6 m, a 3 m earth cable with clamp, a 5 m air cable, a set of wear parts, protection kit		W 000 305 079
	Plunger tube	04 091 202
	Key Nertajet 50	04 091 203
	Electrode Air	W 000 325 063
	Electrode N ²	W 000 325 064
	Electrode Ar/H ²	W 000 325 065
	Nozzle 40 A	W 000 325 067
	Nozzle 60 A	W 000 325 069
	Nozzle 100 A	W 000 325 072
	Nozzle 150 A	W 000 325 073
	Nozzle for gouging	W 000 302 515
	Skirt P flat	W 000 302 516
	Skirt C conical	W 000 302 517

NERTAJET 50 Front panel



1. Red warning LEDs.
2. Process selection: cutting, sheet perforation, gouging.
3. Green LEDs: for powering with 3 phases.
4. Current range selector.
5. Push buttons for gas test.
6. Pressure gauges: arc pilot gas/cutting gas.

The standard position of the trigger in the front part of the torch for precision cutting.



The standard position of the trigger is in the front part of the torch for precision cutting.



One movement slide back of the trigger to protect the hand from heating during maximum intensity applications.



+/- 45° torch head rotation for bevel cutting or gouging.



Double action trigger for maximum safety.

Options and accessories



2007-895

Complete wear part list

PN	Description	CITOCUT K	CITOCUT 10i	CITOCUT 20i	CITOCUT 25	CITOCUT 40	CITOCUT 40i	NERTAJET 50
W 000 270 041	ELECTRODE L			✓			✓	
W 000 302 589	ELECTRODE FL	✓	✓	✓	✓	✓	✓	
W 000 302 593	ELECTRODE C			✓	✓	✓	✓	
W 000 325 063	ELECTRODE AIR							✓
W 000 325 064	ELECTRODE NITROGEN							✓
W 000 325 065	ELECTRODE Ar/H ²							✓
W 000 302 628	NOZZLE FL 0.65	✓	✓	✓	✓	✓	✓	
W 000 302 586	NOZZLE FL 0.8		✓	✓	✓	✓	✓	
W 000 302 587	NOZZLE L 1.0			✓	✓	✓	✓	
W 000 302 588	NOZZLE L 1.2			✓	✓	✓	✓	
W 000 302 584	NOZZLE C 1.0			✓	✓	✓	✓	
W 000 302 585	NOZZLE C 1.2			✓	✓	✓	✓	
W 000 302 525	NOZZLE C 1.4				✓	✓	✓	
W 000 270 006	NOZZLE C 1.6						✓	
W 000 302 522	NOZZLE C 1.8					✓		
W 000 302 529	NOZZLE G 2.2						✓	
W 000 302 527	NOZZLE G 2.0			✓			✓	
W 000 325 067	NOZZLE 40 A							✓
W 000 325 069	NOZZLE 60 A							✓
W 000 325 072	NOZZLE 100 A							✓
W 000 325 073	NOZZLE 150 A							✓
W 000 302 515	NOZZLE FOR GOUGING							✓
W 000 302 520	SKIRT DISTANCE CUT 120 A					✓	✓	
W 000 302 521	SKIRT DRAG CUT 120 A					✓	✓	
W 000 302 536	SKIRT FOR GOUGING 120 A						✓	
W 000 302 590	SKIRT TI			✓	✓	✓	✓	
W 000 302 632	SKIRT TN	✓	✓	✓	✓	✓	✓	
W 000 302 516	SKIRT P FLAT							✓
W 000 302 517	SKIRT C CONICAL							✓
W 000 302 531	SKATE FOR GOUGING 60 A			✓				
W 000 302 533	SKATE FOR GOUGING 120 A						✓	
W 000 302 598	SKATE 60 A			✓	✓	✓	✓	
W 000 302 518	SKATE 120A					✓	✓	



Torch CITORCH P 40 - 15 m
for CITOCUT 40
Cat n°: W 000 302 652

2007-120

Torch CITORCH P 45 - 15 m
for CITOCUT 40i
Cat n°: W 000 302 650



Torch CITORCH P 2.5 - 12 m
Cat n°: W 000 302 648

2007-985



2007-892

Compass for all torches
Cat n°: W 000 302 512



2007-890

Plasma trolley
Cat n°: W 000 265 598



Contacts

BELGIUM

AIR LIQUIDE WELDING BELGIUM SA
Z.I. West Grijpen - Grijpenlaan 5 - 3300 TIENEN
Tel.: +32 16 80 48 20 - Fax: +32 16 78 29 22

CHINA

SAF SHANGHAI REP.OFF.
Rm 722 Pine City Hotel
777 Zhao Jia Bang Lu - SHANGHAI 200032
Tel.: +86 21 64 43 89 69 - Fax: +86 21 64 43 58 97

CZECH REPUBLIC

AIR LIQUIDE CZ S.R.O. - Welding and Cutting
Podnikatelská 565 - Areál SVUM - 190 11 PRAHA 9 - Búchovice
Tel.: +420 274 023 163 - Fax: +420 274 023 233

FRANCE

AIR LIQUIDE WELDING FRANCE
13, rue d'Épluches - BP 70024 Saint-Ouen l'Aumône
95315 CERGY PONTOISE Cedex
Tel.: +33 1 34 21 33 33 - Fax: +33 1 34 21 31 30

GERMANY

OERLIKON SCHWEISSTECHNIK GmbH
Industriestrasse 12 - D-67304 EISENBERG/PFALZ
Tel.: +49 6351 4760 - Fax: +49 6351 476 335

HUNGARY

AIR LIQUIDE HUNGARY - Welding & Cutting
Krisztina krt. 39/b - H-1013 BUDAPEST
Tel.: +36 1 339 8650 - Fax: +36 1 339 8649

ITALY

AIR LIQUIDE WELDING ITALY
Via Torricelli 15/A - 37135 VERONA
Tel.: +39 045 82 91 511 - Fax: +39 045 82 91 536

LUXEMBOURG

AIR LIQUIDE WELDING LUXEMBOURG S.A.
5 rue de la Déportation - BP 1385 - L-1415 LUXEMBOURG
Tel.: +352 48 54 56 - Fax: +352 48 54 57

MALAYSIA

SAF-OERLIKON MALAYSIA SDN BHD
No 10, Jalan TPP 5/1
Taman Perindustrian Puchong - 47100 PUCHONG, SELANGOR
Tel.: +603 8060 8638 - Fax: +603 8061 620

NETHERLANDS

AIR LIQUIDE WELDING NETHERLANDS
Rudonk 6 B - NL 4824 AJ BREDA
Tel.: +31 76 541 00 80 - Fax: +31 76 541 58 96

POLAND

AIR LIQUIDE WELDING POLSKA - SP. Z.o.o
UL. Porcelanowa 10 - 40-246 KATOWICE
Tel.: +48 32 609 04 50 - Fax: +48 32 609 04 60

PORTUGAL

AIR LIQUIDE SOLDADURA LDA
Rua Dr. António Loureiro Borges, 4-2° Arquiparque
Miraflores - 1495-131 ALGÉS
Tel.: +351 21 41 64 900 - Fax: +351 21 41 69 40

ROMANIA

DUCTIL
Aleea Industriilor Nr 1 - 120224 BUZAU
Tel.: +40 238 722 058 - Fax: +40 238 716 861

RUSSIA

AIR LIQUIDE WELDING
17 Vorontsovskaya Str. - 109147 MOSCOW
Tel.: +7 495 641 28 98 - Fax: +7 495 641 28 91

SCANDINAVIA

OERLIKON SKANDINAVIEN AB
Krossverksgatan 7 - 216 16 LIMHAMN
Tel.: +46 (0)40 670 15 00 - Fax: +46 (0)40 670 15 01

SLOVAKIA

AIR LIQUIDE WELDING CENTRAL EUROPE S.R.O.
Prazska 35 - 94901 NITRA
Tel.: +421 37 65 19 919 - Fax: +421 37 65 19 919

SPAIN

OERLIKON SOLDADURA SA
Poligono Industrial la Noria Carretera de Castellon
Km-15,500 - 50730 El Burgo de Ebro - ZARAGOZA
Tel.: +34 976 10 47 00 - Fax: +34 976 10 42 67

SWITZERLAND

OERLIKON - SCHWEISSTECHNIK-AG
Neunbrunnenstrasse 50 - CH 8050 ZÜRICH
Tel.: +41 44 307 61 11 - Fax: +41 44 307 65 30

THAILANDE

AIR LIQUIDE WELDING THAILAND Co. Ltd.
40 Moo 6 - Ramindra Road Km 9.5 - KHANNAYAO, BANGKOK 10230
Tel.: +66 29 43 2250 - Fax: +66 29 43 2256

UAE

AIR LIQUIDE WELDING MIDDLE EAST FZE
Jebel Ali free zone warehouse No. FZS1AH05
P.O. BOX 18734 - Jebel Ali - DUBAI
Tel.: +971(0)48861606 - Fax: +971(0)48861608

U. K.

AIR LIQUIDE WELDING Ltd
Low March / London Road - DAVENTRY - Northants NN11 4SD
Tel.: +44 1 327 70 55 11 - Fax: +44 1 327 70 13 10

UKRAINE

AIR LIQUIDE WELDING UKRAINE, Lic.
1 rue Proskura - bureau 106A - 61070 KHARKOV
Tel.: +380 577 546 867 - Fax: +380 577 546 867

Contacts for other countries

ALW Export Department Italy

Via Torricelli15/A
37135 VERONA
Tel: +39 045 82 91 511- Fax: +39 045 82 91 536
E-mail : export.alwitaly@airliquide.com

ALW Export Department France

13, rue d'Épluches
BP 70024 Saint Ouen l'Aumône
95315 CERGY-PONTOISE Cedex
Tel: +33 1 34 21 33 33 - Fax: +33 1 30 37 19 73
E-mail : export.alwfrance@airliquide.com

www.oerlikon-welding.com



www.airliquide.com